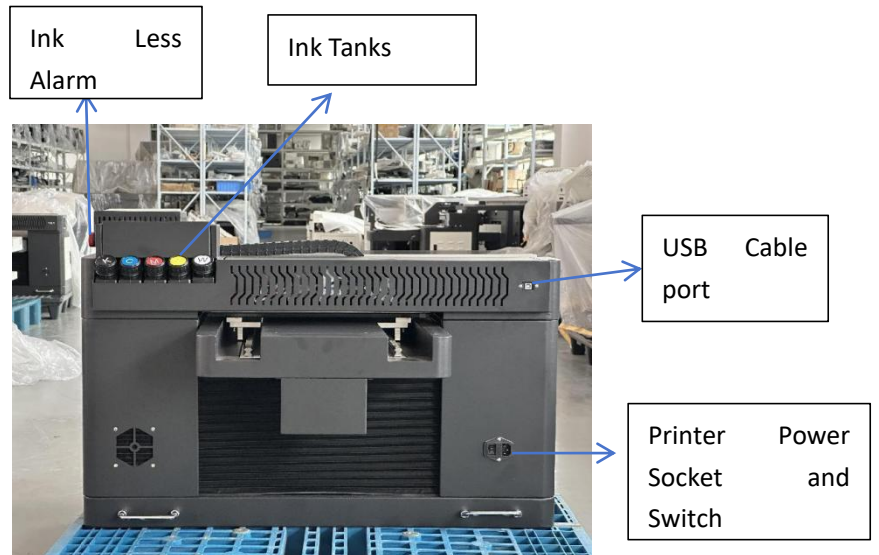



Quick User Manual for FC-UV4060 Series Single Head PRINTER


1. Introduction to common part



Waste ink collection tank (Empty the tank regularly avoid ink out)

Water Tank

2. Remove the clips to release belt and Turn on Printer power and Emergency Stop Button if closed



3. Fill water and ink into tanks one by one (**Note: MUST shake the white ink bottle to make the white ink mix evenly before you fill ink into tank**)

4. Connect Printer to PC and Install the printer driver and make software online. (for the driver installation, please contact us if you do not know how to install , we will do it for you online by anydesk or teamviewer tool , Computer system must be window 7sp1 above version and 64bit / 8GB Memory at least, also must delete all antivirus program from PC)


5. Install print head , dampres and suck ink (**MUST power off when you install printhead**)

<https://youtu.be/hKpU8LfGLQw?si=igvbdjbZCVNpEb3h> (install TX800 head for FC-UV4060MAX model)

<https://youtu.be/NM4QP2Ncllc?si=yft4mNDRKXxK3bDq> (install TX800 head for FC-UV4060 and FC-UV2030 Model)

<https://youtu.be/OtsqZZpheGU?si=AgfJWRaBf1SjwqgY> (Double confirm if the printhead connection in correct way)


Wrong Way !!



Correct Way !




<https://youtu.be/m07SoDdrDac?si=MfInrnXKchf8H51L> (install dampers)




KCYW
MW

<https://youtu.be/tn6Gk4hg3kE?si=OwBK0NanX-JWk23S> (Manually suck ink into dampers one by one)



Before install print head, check if the cap position is in the center of print head frame after printer initialization movement finish, if not in center, please contact the supplier to adjust it by remote assistance

6. After install print and click "clean" from software , and adjust the Print Table height and then Print Test from software to check the nozzle status good or not. If good, you can start to print job, **if not good, please send printed result to supplier to get suitable solution**



Good Result

Watch the Videos when you receive the printer

<https://youtu.be/JSqCQCxSe84?si=xwSGLFvDv617uoL3>

<https://youtu.be/V7cXOBkQu0Y?si=EOBPgSCTWF607PT->

<https://youtu.be/V7cXOBkQu0Y?si=EOBPgSCTWF607PT->

<https://youtu.be/bB5KFFfFg4k?si=udbHaplurhlsSLsg>

https://youtu.be/s_HvBEAVW-s?si=vHAboLeX_bkO1EUP

<https://youtu.be/q6wdTzs69Pg?si=nqCgl4cN3GrZ5KzP>

<https://youtu.be/jpiEDIJgZeU?si=nyOivpHfb1S8W0pe> (for FC-UV2030 / FC-UV4060 model only)

<https://youtu.be/22cIVtQ6UjY?si=8UYFbjuuqeyZeau>